



One Network  
Enterprises™

# One Network Logistics Control Tower

## Carrier User Guide: Adding Tracking Events

Date: June 27, 2024

Version: 1.0

# Table of Contents

- INTRODUCTION .....2**
- ADDING TRACKING EVENTS.....3**
  - CONTEXT.....3
  - PROCESS FLOW .....3
  - SYSTEM STEPS.....4
  - Methods to update the Tracking Events ..... 4*

## Version Control

Version	Who	Notes
24-0627	NB	Updated standard formatting
24-0710	AH	Updated versioning and formatting

## About One Network Enterprises

One Network Enterprises (ONE) is the leader in supply chain autonomous planning, control towers, and provider of the Digital Supply Chain Network™. It is the only solution that gives supply chain managers and executives end-to-end visibility and control with one data model and one truth, from raw material to last mile delivery. Powered by NEO, One Network’s machine learning and intelligent agent technology, it enables seamless planning and execution, across inbound supply, outbound order fulfillment, and logistics, matching demand with available supply in real-time. Lead your industry by providing the highest service levels and product quality at the lowest possible cost.

[www.onenetwork.com](http://www.onenetwork.com)

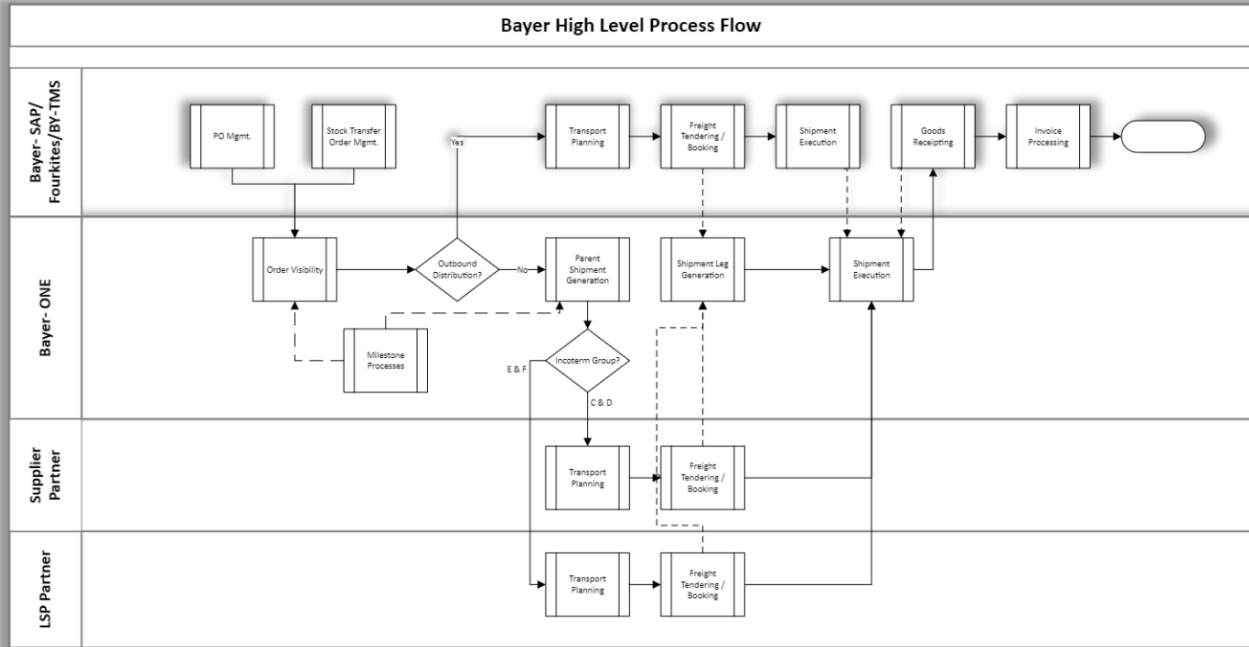
# Introduction

The Bayer Crop Science Logistics control tower solution is a part of their inbound and outbound Supply Chain operations, Visibility & Data Program that aims at enabling a connected core of internal and external data for Global Operations in partnership with One Network. The solution will digitalize the segregated process of using different tools, software and provide end-to-end order and shipment visibility to all the stakeholders of the transactions.

The process would start from finding an eligible order, creating a parent point to point shipment against the order, getting the shipment booking with the LSPs/Suppliers freight forwarders and finally generating the shipment legs and storing the container details against the shipments (if applicable).

Shipment tracking information will be retrieved from multiple sources, including those of Suppliers and In-Country LSPs to ensure visibility across all shipment legs; with the existing FourKites integrations being linked through to ONE for a true single version of the truth across all operational phases. The events will be used to generate ETAs (Estimated Time of Arrival) for deliveries based on the information provided by the source of data.

Additionally, ONE would also provide Alerting, Reporting, Milestones, Problem management and Dashboard capabilities that would give users actionable information and insights.

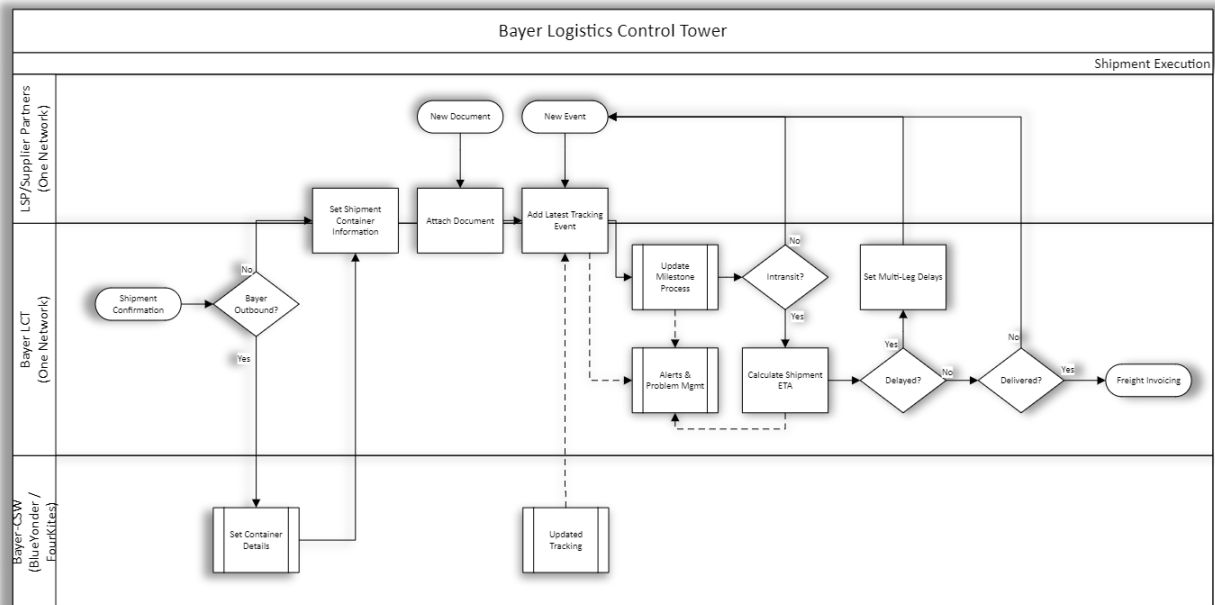


# Adding Tracking Events

## Context

<b>Activity Purpose</b>	This activity enables system users (including partners) to access key shipment information and update tracking events against each shipment.
<b>Activity Initiators</b>	
<b>Activity Prerequisites</b>	
<b>Activity Performer(s)</b>	Carrier Users
<b>Other Parties Involved</b>	
<b>Additional Information</b>	
<b>Activity Outcome</b>	Tracking events are updated against Shipment

## Process Flow



# System Steps

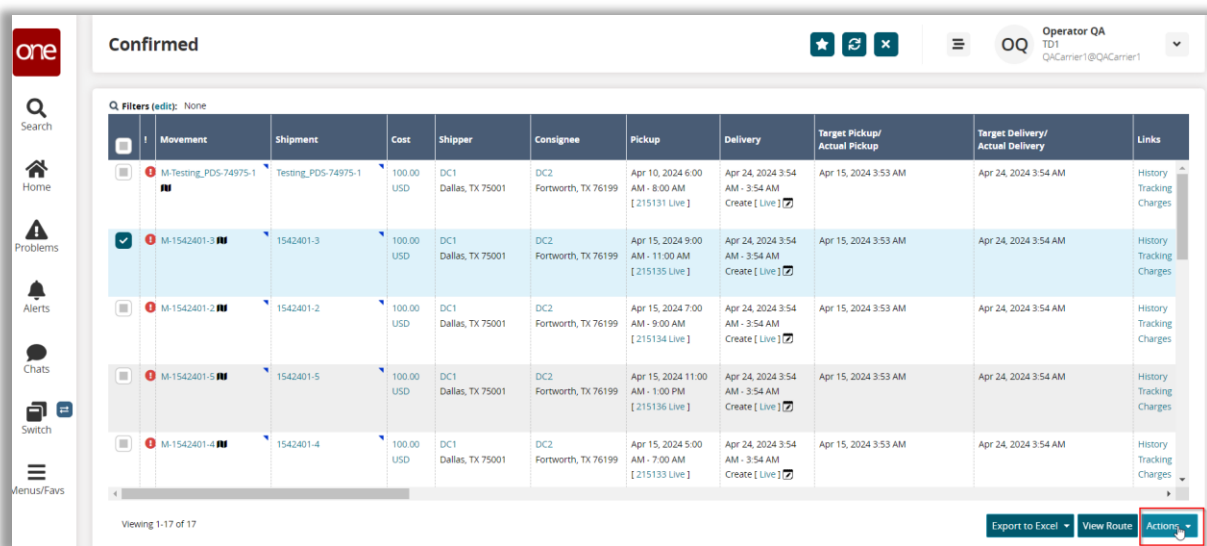
## Step 1: Adding Tracking Events

Generally, Carriers are required to provide tracking at the Movement level but for Bayer, Supplier partners can also update tracking event at Shipment level.

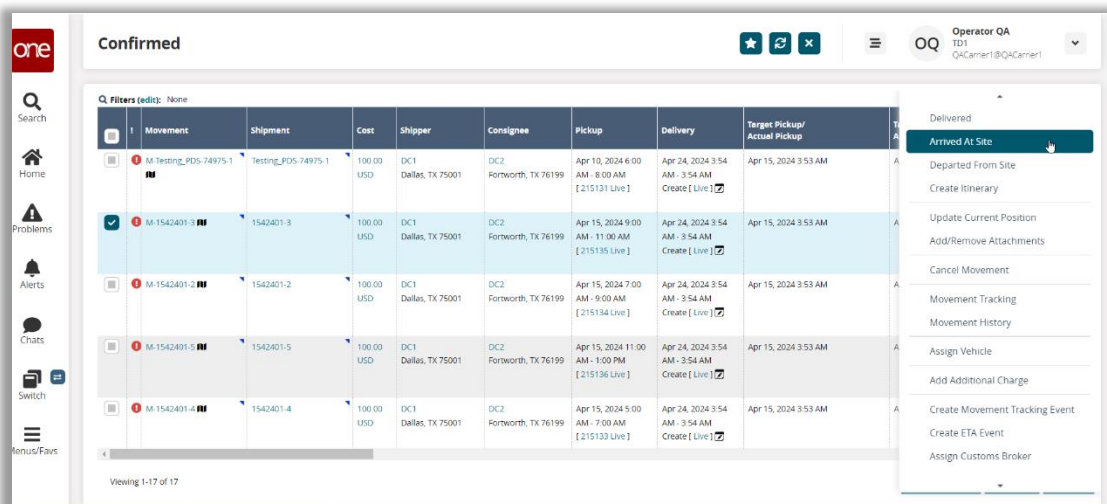
## Methods to update the Tracking Events

### Updating Tracking Events directly through UI

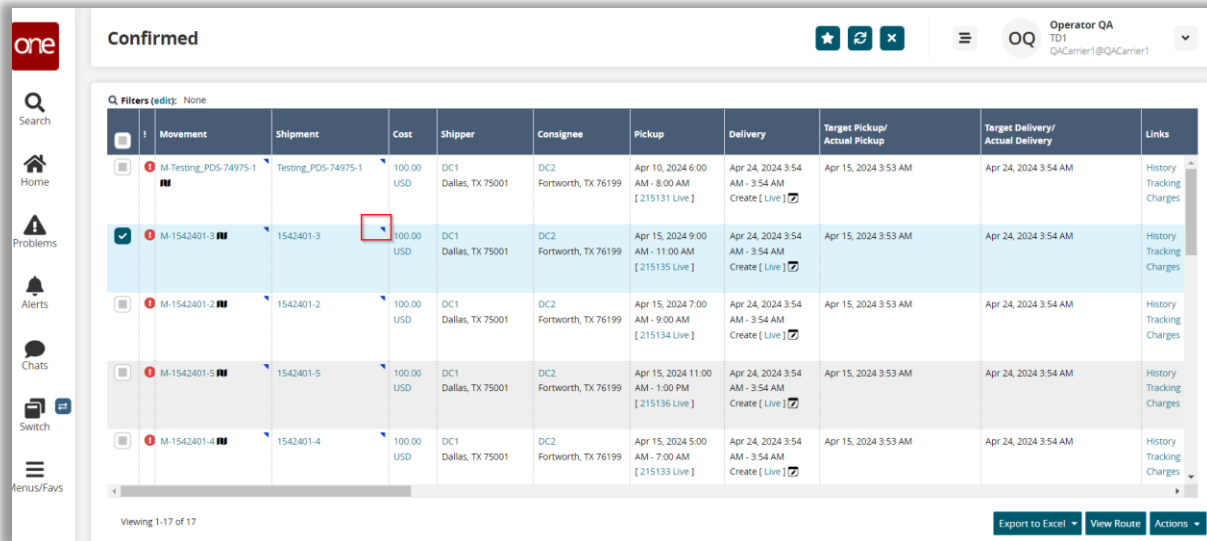
1. To Submit tracking events at the Shipment level, user can expand the Shipments for a given movement and select the check box next to the Shipment number, then select **Actions**.



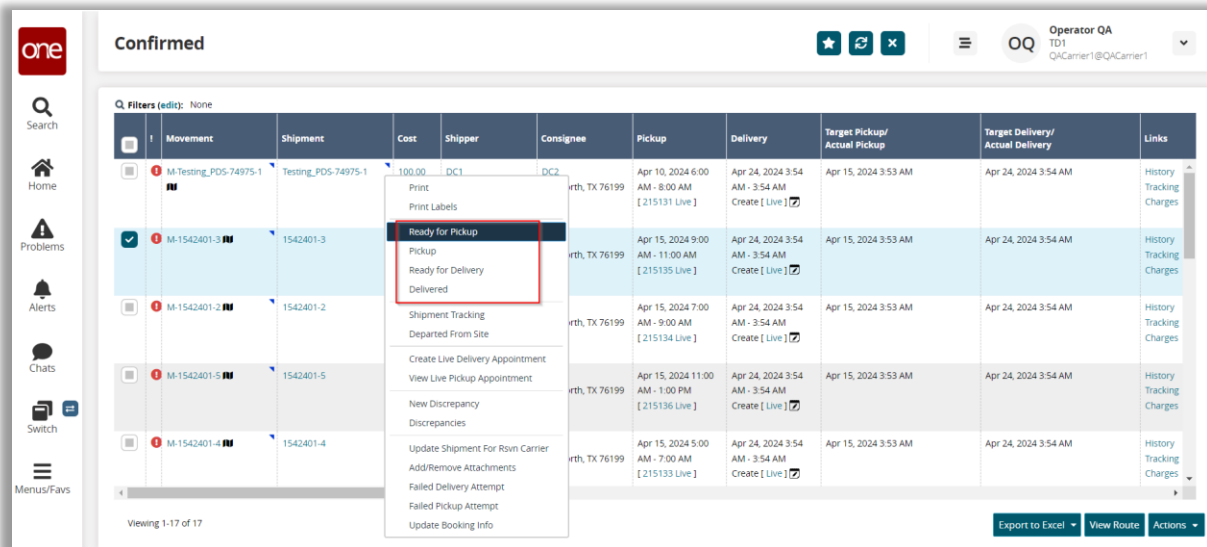
2. Click Actions and the system prompts with some commonly used tracking events. User can select.



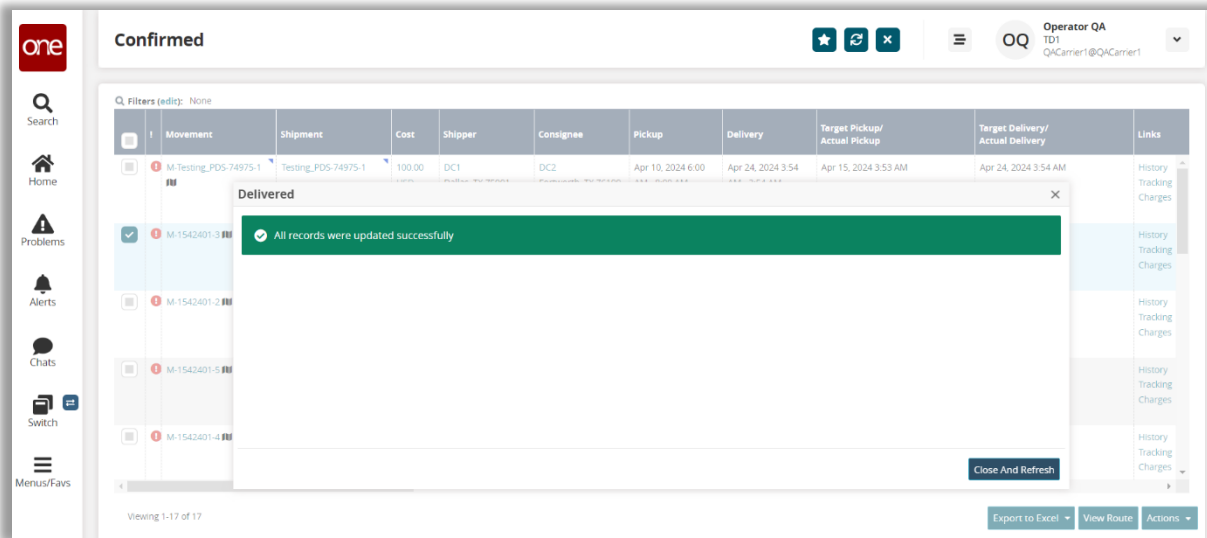
- Users can also select the triangles within the Movement and Shipment number cells to create tracking events at either the Movement or Shipment level.



- The system again prompts with some commonly used tracking events.



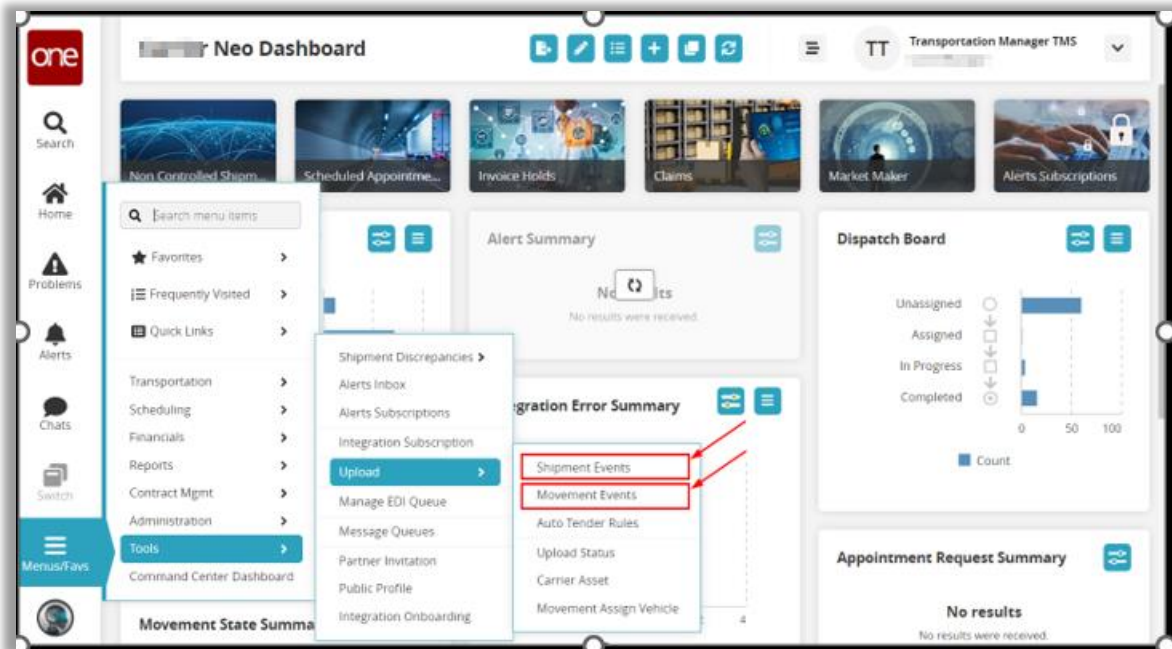
- After selecting the **Event Type**, the user would like to create, the system prompts for additional details. If the user has additional details to provide, enter them and click **Submit**.



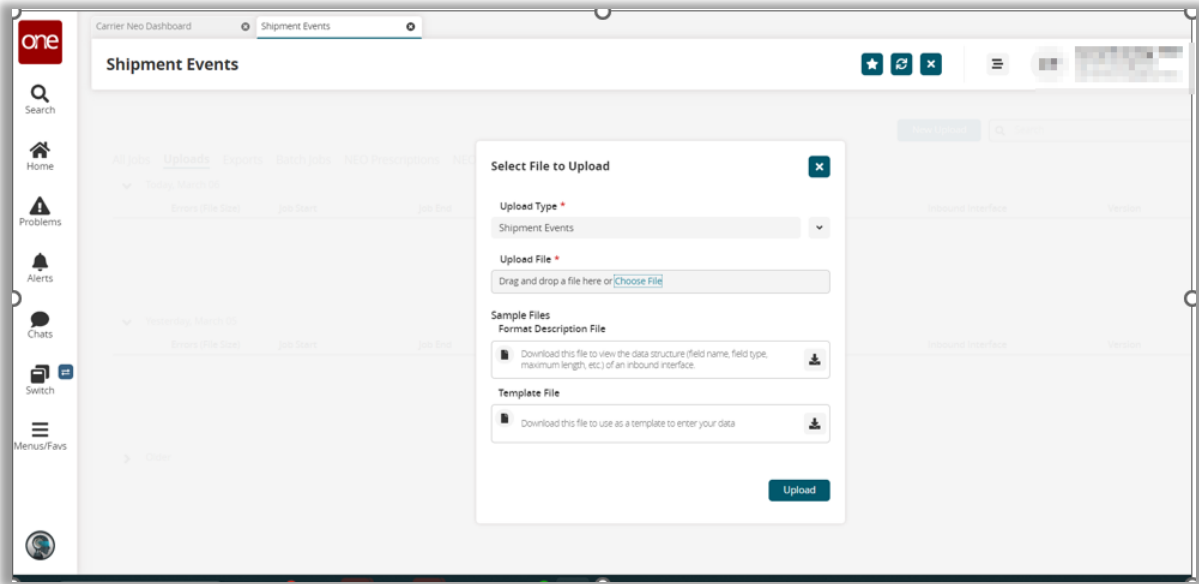
## Bulk Upload of Tracking Events through CSV file

Users can upload the tracking events in bulk using csv file.

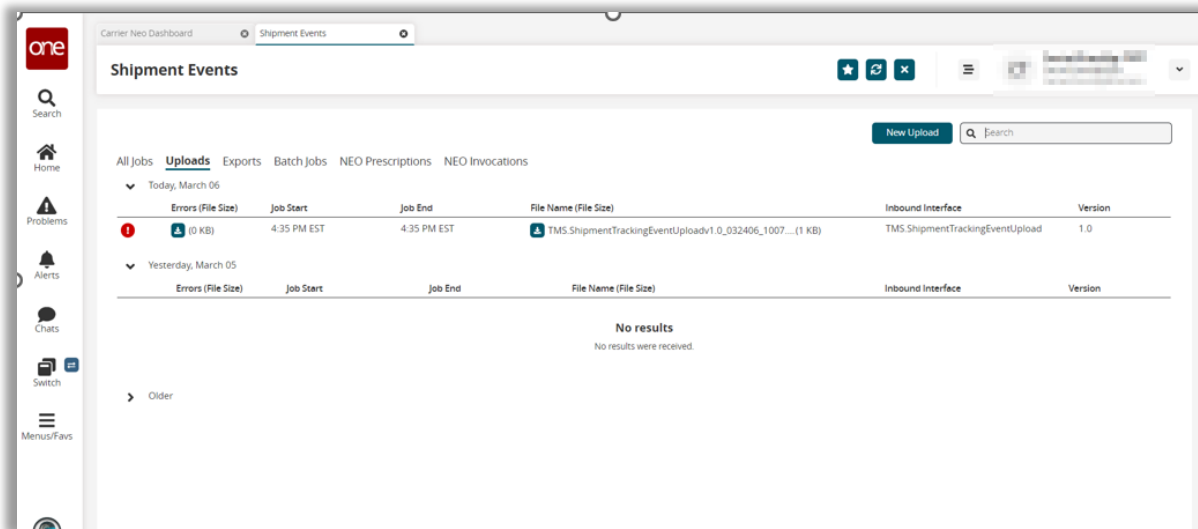
1. Go to Menu / Favs -> **Tools** -> **Upload** -> select **Shipment Events**



2. Users can download a format description and template file to assist with formatting csv correctly before selecting their file to upload.



3. On successful upload the green color ribbon with Success appears on screen.
4. If the upload fails, the system will generate an Error file explaining how to correct upload format.



## Tracking Event file (CSV) Data fields Details

Field Name	Field Type	Required	Format	Max Length	Description
<b>Shipment Number</b>	STRING	Y		64	Shipment Number for the Shipment Event ID
<b>Evet Date</b>	DATE	Y	MM-dd-yyyy hh:mm a z		Date when the shipment event occurred
<b>Evt Type</b>	STRING_ENUMERATION	Y	<u>EvtType:</u> <u>09 - BK, 10 - AW, 11 - AN...</u>	N/A (Enumerated)	Shipment Event Type (e.g., Arrived, Delayed, etc)
<b>Evt Message</b>	STRING			4000	Shipment event message
<b>Evt Location</b>	STRING			512	Event location creating shipment tracking event
<b>COUNTRY</b>	STRING				Address country
<b>STREET 1</b>	STRING				Address street #1
<b>STREET 2</b>	STRING				Address street #2
<b>STREET 3</b>	STRING				Address street #3
<b>STATE</b>	STRING				Address state
<b>ZIP</b>	STRING				Address zip code
<b>CITY</b>	STRING				Address city

<b>Reason Code</b>	STRING_ENUMERATION		<a href="#">ReasonCode: Appt not available, Confirmed by Market Maker, Confirmed by Shipper ...</a>	N/A (Enumerated)	Reason code for event occurrence
<b>Splc</b>	STRING			64	Special Comments
<b>Current Position Latitude</b>	DOUBLE		#,###.###		CurrentPositionLatitude required field for UpdateCurrPos action
<b>Current Position Longitude</b>	DOUBLE		#,###.###		CurrentPositionLongitude required field for UpdateCurrPos action
<b>Transportation Controlling Enterprise Name</b>	STRING				Enterprise Name of the TCO
<b>Transportation Controlling Organization Name</b>	STRING				Organization Name of the TCO
<b>Shipment Line Number</b>	STRING			64	Shipment Line Number for the Shipment Event ID
<b>Packing Label No</b>	STRING			64	PackingLabelNo